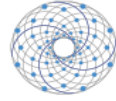




Carleton Centre for Community Innovation  
Centre d'Innovation communautaire de Carleton

SOCIAL ASSET  
MEASUREMENTS Inc.



# CANADAMEASURES INITIATIVE

AFFORDABLE EVALUATION FOR GRASSROOTS ORGANIZATIONS

## IMPACT MEASUREMENT

Impact measurement is costly, and time consuming. Grass roots organizations are unable to expand on their work, because they don't have the resources for costly evaluation studies. That means they are unable to grow. And, the cycle continues...

That has now changed.

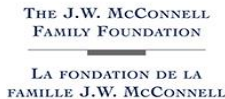
## WHAT DO I GET?

- An affordable social impact measurement system
- Social Return on Investment and Impact Reports at 10% of the traditional cost
- Proprietary software developed with funding from the National Research Council of Canada
- Expertise based on 15+ years of involvement in the not-for-profit sector

## HOW DOES THIS HELP ME?

- Articulate the impact of your work to funders
- Gain insight into the successes & challenges of your programming efforts
- Reporting at your fingertips using real time data
- Provide robust information to stakeholders

Some of our clients...



For further information:

[www.infoportal.socialassets.org/measure](http://www.infoportal.socialassets.org/measure)

Anshula Chowdhury

647.606.4787

anshula@socialassets.org

1 year of Consulting services and software licenses

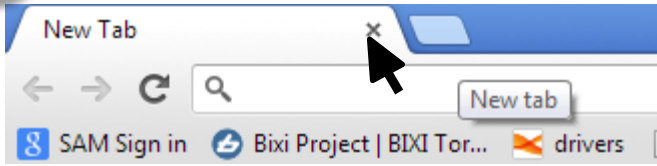
**\$2,000** for Year 1

**\$500** Annual Ongoing

+applicable taxes

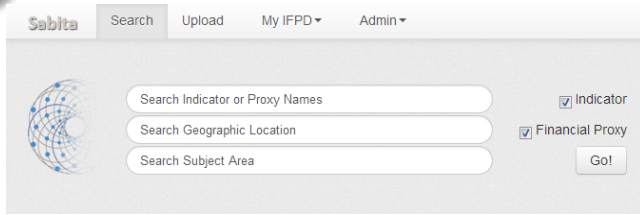
# CREATE NATIONAL RESOURCES TO ADVANCE IMPACT MEASUREMENT RAPIDLY SCALE IMPACT MEASUREMENT CAPACITY

1 3ci guides clients through the creation of an impact map



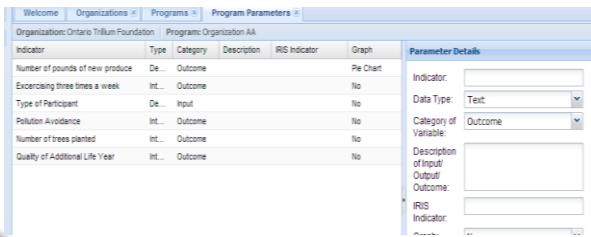
3ci uses the Impact Measurement Resource Portal to collect basic information on users and support engaged organizations using our web interface. Users are able to create their own impact map online.

2 SAM provides access to the Social Return Intelligence Suite Software



## Sabita Database Service

Users are able to access the Sabita Database Service, which houses over 500 indicators and financial proxies used by organizations such as the Ontario Trillium Foundation.



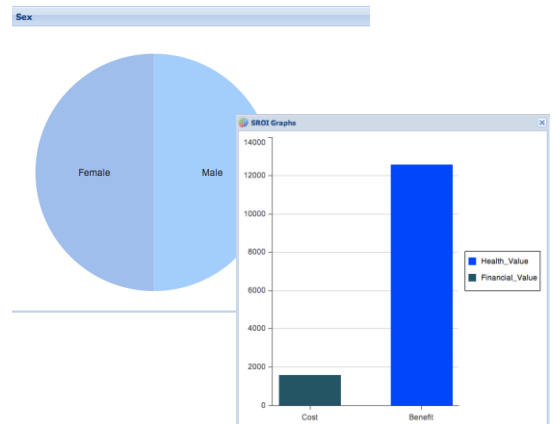
## Ira Impact Reporting & Management Software

Impact Maps created by clients are used to create customized user accounts in the Ira Impact Reporting & Management Software.

3 Client inputs data into Ira



4 Ira generates sophisticated reports



- Unique user accounts for staff and funders.
- Stakeholders access Ira and input information.
- Direct or excel based data upload
- Cross platform compatibility (e.g, Salesforce) minimizes reporting burden.

Impact reports generated with each data input, according to the reporting schedule that best suits the organization. This includes cohort wise, monthly, quarterly or annual reports. 3ci and SAM will use this information to continuously build capacity in the sector.